

Waikanae Funeral Home
17 Parata Street
Waikanae
5036
Tel: 04 293 6844
info@wfhome.co.nz
www.waikanaefuneralhome.co.nz

*Headstones &
Plaques*



W
WAIKANAЕ
MEMORIALS

info@wfhome.co.nz; 04 293 6844

Memorials are a lasting tribute to those that have passed on and can be a source of comfort for those left behind. A memorial is a place to be at one with your loved one and can provide solace for generations to come.

There are several elements that contribute to a memorial design.



GETTING STARTED

The first thing to consider when planning a memorial is which part of which cemetery will the headstone or plaque be installed. Council cemeteries all specify the size and type of memorials allowed in various sections. Private family cemeteries or those associated with a Marae usually have no such restrictions. Monumental regulations for the local cemeteries are available from your funeral director.

It is often recommended to go and have a look around your nearest cemetery on a nice day for some inspiration on plaques and headstones. There are numerous possibilities in terms of design, material and style. If you see something that you like, take a photo to show our team and we will work with you to create a design that truly reflects your loved one. Our team are on hand to give advise on style, material and content for your chosen memorial and can guide you through every step.

SHAPE AND COLOUR

The shape and colour of the headstone or plaque you select can do much to reflect the person you are honouring. There are many different styles and shapes to choose from. The examples that you will see in this guide are the more common and traditional styles but if you have something more particular in mind, please talk to one of our team.

Whatever you choose, we can help design a stone that will mean something special to you and be a fitting memorial for your loved one.


WORDING

The wording you choose personalises a memorial. Your feelings are carved into stone as a permanent tribute to the special relationship you share. Traditionally, the full name, and dates of birth and death of the individual or couple, together with words of love and appreciation form the basis for an inscription. Often space is left for an additional inscription at a later date. Wording is normally coloured Silver (Aluminium Paint), Gilded using 23-carat gold leaf or White (Marine grade gloss paint) but could be any colour you choose.

We can help you with your ideas and give you choices with regard to font and layout. Careful consideration needs to be given to the size and shape of some letters in some fonts to ensure that the inscription is legible and remains legible for years to come.

ARTWORK & PHOTOGRAPHS

Artwork or motifs can enhance the beauty of a headstone or plaque and can create a special sense of a person's personality, hobbies, interests or beliefs. Designs such as roses, crosses, ferns, anchors etc are popular choices but you can personalise your loved one's memorial with practically anything. Another form of personalisation is to add a photo to a plaque or headstone. We can arrange for a photo of your loved one, or any photo, to be turned into a ceramic image as a long lasting memory.



COLOURS

Granite comes in many colours. These nine colours are the most common however if you have seen something different please discuss this with one of our team and we will do all we can to source it for you. For an exact colour guide please ask to see our sample granite squares.



BLACK



KUPPAM GREEN



BLUE PEARL



HIMALAYAN BLUE



IMPERIAL RED



KERALA GREEN



BAHAMA BLUE



RUSTENBURG GREY



KULKARNI WHITE

info@wfhome.co.nz; 04 293 6844

HEADSTONES

Most headstones are available in a plate or desk profile. This is the shape of the edge of the stone as shown below:


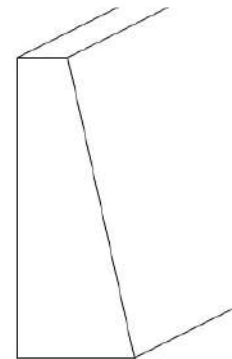


Plate Headstone
75mm or 100mm thick



Desk Headstone
50 at the top x 150 at the bottom
(wedge shaped)

BASE

PLINTH

Some popular examples of headstones are as follows:



High top all polished saddle desk mounted on a 50mm plinth with a standard white plastered concrete base.



Rock edged grey plate on a matching rock edged plinth with a white plastered concrete base.



Wave top plate on a matching 50mm plinth with a standard white plastered concrete base with flower vase holes.



200mm Sculptured bolder on a standard two-step plastered concrete base with flower vase holes.



Tear Drop plate on a standard matching granite base with one flower vase hole.



Checked saddle desk with book tracery on a 50mm granite plinth with a standard matching granite base with flower vase holes.



Camber top plate on a 50mm plinth with a (M5) beveled front granite base.



Checked saddle desk on a 50mm granite plinth with a plastered concrete base with flower vase holes.

PLAQUES



Low saddle desk with book tracery on a 50mm granite plinth with a standard matching granite base with flower vase holes.



Camber top desk on a standard two-step plastered concrete base.



Rectangular plate headstone (75mm) on a standard two-step plastered concrete base.



Book shaped (T28) grey plate on a standard two-step plastered concrete base.

Generally there are 2 types of plaques available for memorials; ashes plaques and burial plaques. Ashes plaques can be granite or bronze and are 250mm x 150mm x 16mm in size. Burial plaques need to be granite with polished edges and are 450mm x 300mm x 20-25mm in size.

Below are some examples of ashes plaque designs:



Reversed engraved (embossed)



Bronze plaques

Below are some examples of burial plaques:



White lettering on black granite is the most popular choice due to its durability against the unique Kapiti weather conditions.



While burial plaques do need to be granite they don't necessarily need to be black. This one is in Kuppam Green with an outline detail.



A ceramic photo can be added and a space left for an additional name and dates.



Reversed etched granite (embossed)



Motifs can be added to personalise the inscription.



Personalised plaques can hold special meaning for visiting families.



A name can be added but a space can be left for additional dates to be added to the plaque.



A verse, poem or saying can also be added to the plaque.

Ashes Beam Headstones

There are sections in Kapiti Coast cemeteries where it is possible to have a small headstone as a memorial for ashes rather than a plaque. These plots are slightly bigger than the ashes gardens and allow the family to inter up to 4 sets of ashes.

Below are some examples of ashes headstones:




There are some things that we have noticed haven't worked too well in the past and they are included simply as advice.



Imperial red granite doesn't hold too well with painted or gilded letters.



Silver lettering on grey granite isn't very legible and fades easily over time.



Rock tops can stain more easily with lichen and bird droppings and the rough surface makes them more difficult to clean.

RESTORATION

Unfortunately over time the weather will have an impact on any material used for a memorial. Our team can arrange to restore, repaint and organise second inscriptions on existing headstones and plaques if required. From water blasting to touching up any chipped paint, headstones and plaques can be made to look almost as good as new with a little bit of love and care. Below are some examples:



Before



After



Before



After



Before



After - second inscription plus repainting and cleaning



Before



After - cleaned and repainted

Waikanae Cemetery Photos

Waikanae Cemetery is set in tranquil native bush and is a beautiful, peaceful setting to visit and remember a loved one. It is also home to Kaitawa Crematorium & Chapel which is proudly owned and operated by Waikanae Funeral Home.



Kaitawa Crematorium




Ashes beam section - headstones rather than plaques can be installed here.

Burial section



Burial Plaques



Burial Headstones



Ashes Gardens - ashes are interred in front of each plaque.



New Ashes Garden

